



Computer Networks

CS3611

Network Layer-Control Plane

Haiming Jin

The slides are adapted from those provided by Prof. J.F Kurose and K.W. Ross.

Chapter 5: network layer control plane

chapter goals: understand principles behind network control plane

- traditional routing algorithms
- Internet Control Message Protocol (ICMP)
- network management

and their instantiation, implementation in the Internet:

- OSPF, BGP, ICMP, SNMP

Chapter 5: outline

5.1 introduction

5.2 routing protocols

- link state
- distance vector

5.3 intra-AS routing in the Internet: OSPF

5.4 routing among the ISPs: BGP

5.5 The SDN control plane

5.6 ICMP: The Internet Control Message Protocol

5.7 Network management and SNMP

Network-layer functions

Recall: two network-layer functions:

- *forwarding*: move packets from router's input to appropriate router output

data plane

- *routing*: determine route taken by packets from source to destination

control plane

Two approaches to structuring network control plane:

- per-router control (traditional)
- logically centralized control (software defined networking)

Chapter 5: outline

5.1 introduction

5.2 routing protocols

- link state
- distance vector

5.3 intra-AS routing in the Internet: OSPF

5.4 routing among the ISPs: BGP

5.5 The SDN control plane

5.6 ICMP: The Internet Control Message Protocol

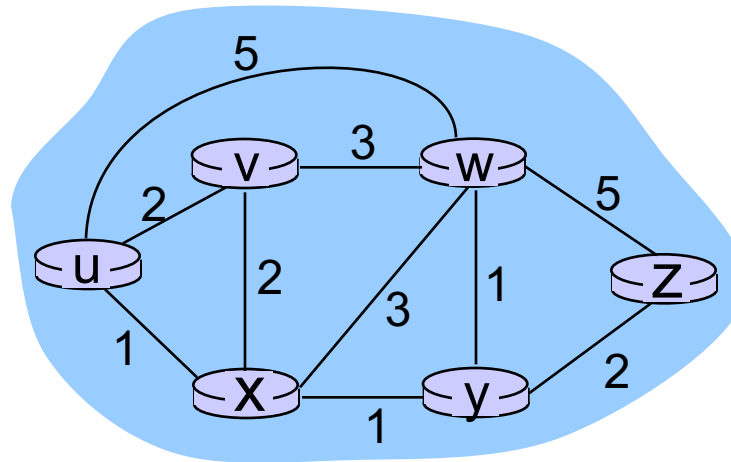
5.7 Network management and SNMP

Routing protocols

Routing protocol goal: determine “good” paths (equivalently, routes), from sending hosts to receiving host, through network of routers

- path: sequence of routers packets will traverse in going from given initial source host to given final destination host
- “good”: least “cost”, “fastest”, “least congested”
- routing: a “top-10” networking challenge!

Graph abstraction of the network



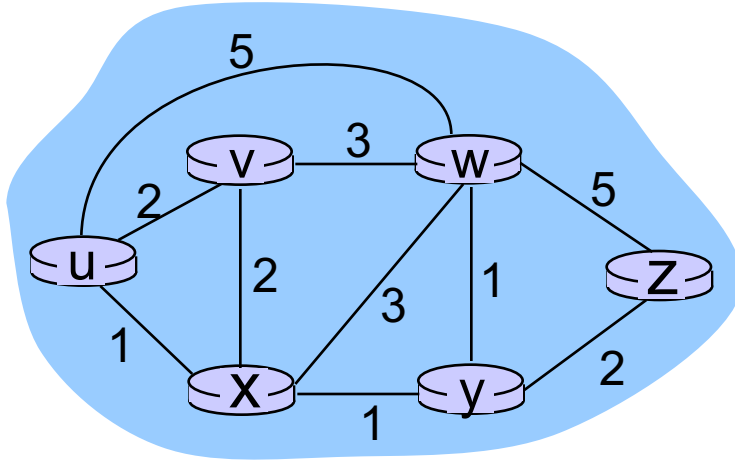
graph: $G = (N,E)$

N = set of routers = { u, v, w, x, y, z }

E = set of links = { (u,v), (u,x), (v,x), (v,w), (x,w), (x,y), (w,y), (w,z), (y,z) }

aside: graph abstraction is useful in other network contexts, e.g., P2P, where N is set of peers and E is set of TCP connections

Graph abstraction: costs



$c(x,x')$ = cost of link (x,x')
e.g., $c(w,z) = 5$

cost could always be 1, or
inversely related to bandwidth,
or inversely related to
congestion

cost of path $(x_1, x_2, x_3, \dots, x_p) = c(x_1, x_2) + c(x_2, x_3) + \dots + c(x_{p-1}, x_p)$

key question: what is the least-cost path between u and z ?
routing algorithm: algorithm that finds that least cost path

Chapter 5: outline

5.1 introduction

5.2 routing protocols

- link state
- distance vector

5.3 intra-AS routing in the Internet: OSPF

5.4 routing among the ISPs: BGP

5.5 The SDN control plane

5.6 ICMP: The Internet Control Message Protocol

5.7 Network management and SNMP

A link-state routing algorithm

Dijkstra's algorithm

- net topology, link costs known to all nodes
 - accomplished via “link state broadcast”
 - all nodes have same info
- computes least cost paths from one node (“source”) to all other nodes
 - gives *forwarding table* for that node
- iterative: after k iterations, know least cost path to k dest.’s

notation:

- $c(x,y)$: link cost from node x to y ; $= \infty$ if not direct neighbors
- $D(v)$: current value of cost of path from source to dest. v
- $p(v)$: predecessor node along path from source to v
- N' : set of nodes whose least cost path definitively known

Dijkstra's algorithm

1 **Initialization:**

2 $N' = \{u\}$

3 for all nodes v

4 if v adjacent to u

5 then $D(v) = c(u,v)$

6 else $D(v) = \infty$

7

8 **Loop**

9 find w not in N' such that $D(w)$ is a minimum

10 add w to N'

11 update $D(v)$ for all v adjacent to w and not in N' :

12 **$D(v) = \min(D(v), D(w) + c(w,v))$**

13 /* new cost to v is either old cost to v or known

14 shortest path cost to w plus cost from w to v */

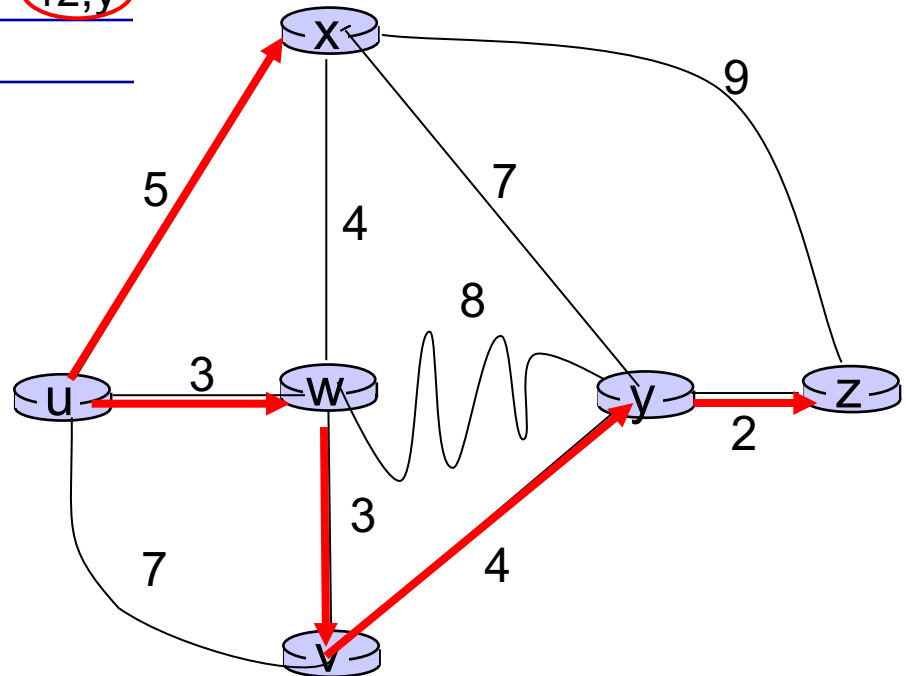
15 **until all nodes in N'**

Dijkstra's algorithm: example

Step	N'	D(v) p(v)	D(w) p(w)	D(x) p(x)	D(y) p(y)	D(z) p(z)
0	u	7,u	3,u	5,u	∞	∞
1	uw	6,w		5,u	11,w	∞
2	uwx	6,w			11,w	14,x
3	uwxv				10,v	14,x
4	uwxvy				12,y	
5	uwxvyz					

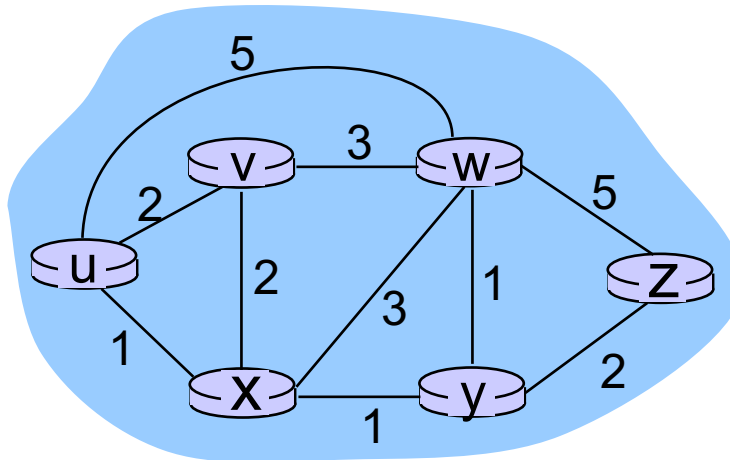
notes:

- ❖ construct shortest path tree by tracing predecessor nodes
- ❖ ties can exist (can be broken arbitrarily)



Dijkstra's algorithm: another example

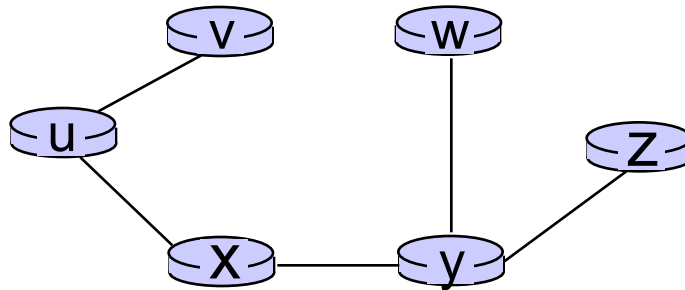
Step	N'	D(v),p(v)	D(w),p(w)	D(x),p(x)	D(y),p(y)	D(z),p(z)
0	u	2,u	5,u	1,u	∞	∞
1	ux	2,u	4,x		2,x	∞
2	uxy	2,u	3,y			4,y
3	uxyv		3,y			4,y
4	uxyvw					4,y
5	uxyvwz					



* Check out the online interactive exercises for more examples: http://gaia.cs.umass.edu/kurose_ross/interactive/

Dijkstra's algorithm: example (2)

resulting shortest-path tree from u:



resulting forwarding table in u:

destination	link
v	(u,v)
x	(u,x)
y	(u,x)
w	(u,x)
z	(u,x)

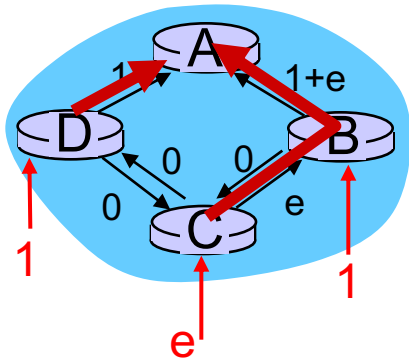
Dijkstra's algorithm, discussion

algorithm complexity: n nodes

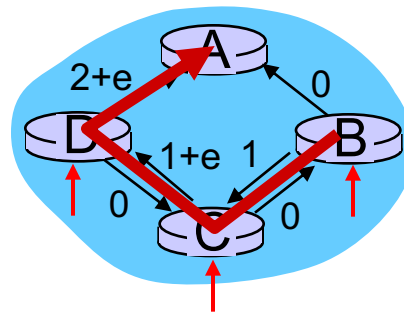
- each iteration: need to check all nodes, w, not in N
- $n(n+1)/2$ comparisons: $O(n^2)$
- more efficient implementations possible: $O(n \log n)$

oscillations possible:

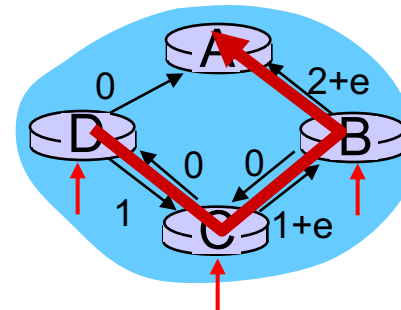
- e.g., suppose link cost equals amount of carried traffic:



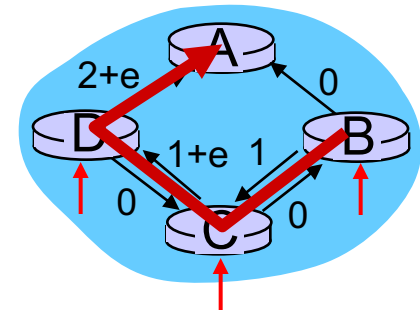
initially



given these costs,
find new routing....
resulting in new costs



given these costs,
find new routing....
resulting in new costs



given these costs,
find new routing....
resulting in new costs

Chapter 5: outline

5.1 introduction

5.2 routing protocols

- link state
- distance vector

5.3 intra-AS routing in the Internet: OSPF

5.4 routing among the ISPs: BGP

5.5 The SDN control plane

5.6 ICMP: The Internet Control Message Protocol

5.7 Network management and SNMP

Distance vector algorithm

Bellman-Ford equation (dynamic programming)

let

$d_x(y) :=$ cost of least-cost path from x to y

then

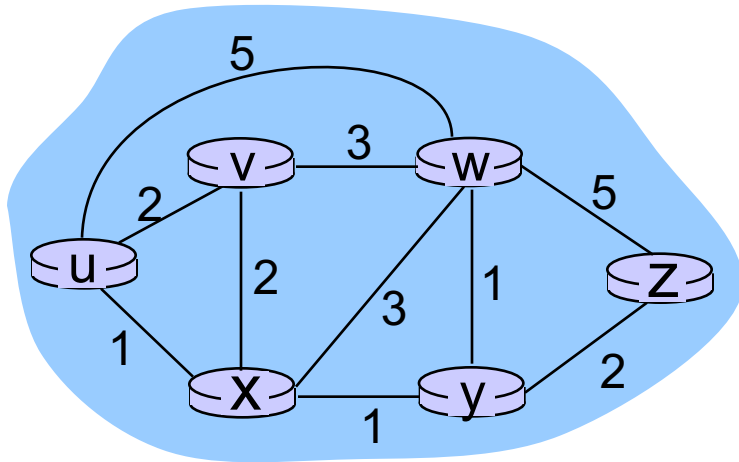
$$d_x(y) = \min_v \{ c(x,v) + d_v(y) \}$$

cost from neighbor v to destination y

cost to neighbor v

\min taken over all neighbors v of x

Bellman-Ford example



clearly, $d_v(z) = 5$, $d_x(z) = 3$, $d_w(z) = 3$

B-F equation says:

$$\begin{aligned} d_u(z) &= \min \{ c(u,v) + d_v(z), \\ &\quad c(u,x) + d_x(z), \\ &\quad c(u,w) + d_w(z) \} \\ &= \min \{ 2 + 5, \\ &\quad 1 + 3, \\ &\quad 5 + 3 \} = 4 \end{aligned}$$

node achieving minimum is next

hop in shortest path, used in forwarding table

Distance vector algorithm

- $D_x(y)$ = estimate of least cost from x to y
 - x maintains distance vector $\mathbf{D}_x = [D_x(y): y \in N]$
- node x :
 - knows cost to each neighbor v : $c(x,v)$
 - maintains its neighbors' distance vectors. For each neighbor v , x maintains $\mathbf{D}_v = [D_v(y): y \in N]$

Distance vector algorithm

key idea:

- from time-to-time, each node sends its own distance vector estimate to neighbors
- when x receives new DV estimate from neighbor, it updates its own DV using B-F equation:

$$D_x(y) \leftarrow \min_v \{c(x,v) + D_v(y)\} \text{ for each node } y \in N$$

- ❖ under minor, natural conditions, the estimate $D_x(y)$ converge to the actual least cost $d_x(y)$

Distance vector algorithm

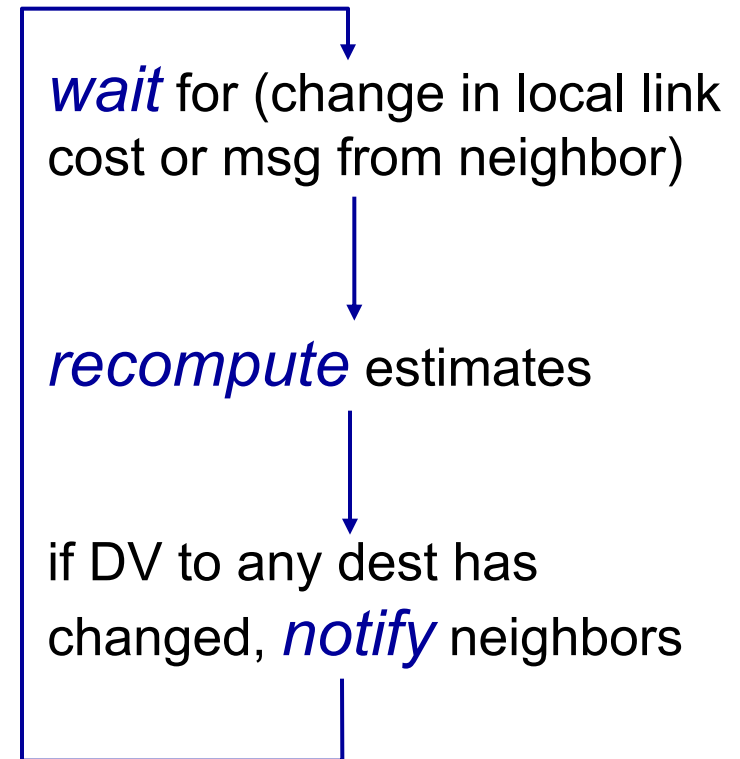
iterative, asynchronous (异步): each node:

each local iteration caused by:

- local link cost change
- DV update message from neighbor

distributed:

- each node notifies neighbors *only* when its DV changes
 - neighbors then notify their neighbors if necessary



$$D_x(y) = \min\{c(x,y) + D_y(y), c(x,z) + D_z(y)\}$$

$$= \min\{2+0, 7+1\} = 2$$

$$D_x(z) = \min\{c(x,y) + D_y(z), c(x,z) + D_z(z)\}$$

$$= \min\{2+1, 7+0\} = 3$$

node x table

		cost to		
		x	y	z
from	x	0	2	7
	y	∞	∞	∞
	z	∞	∞	∞

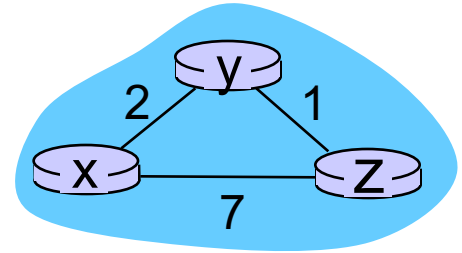
		cost to		
		x	y	z
from	x	0	2	3
	y	2	0	1
	z	7	1	0

node y table

		cost to		
		x	y	z
from	x	∞	∞	∞
	y	2	0	1
	z	∞	∞	∞

node z table

		cost to		
		x	y	z
from	x	∞	∞	∞
	y	∞	∞	∞
	z	7	1	0



time

$$D_x(y) = \min\{c(x,y) + D_y(y), c(x,z) + D_z(y)\}$$

$$= \min\{2+0, 7+1\} = 2$$

$$D_x(z) = \min\{c(x,y) + D_y(z), c(x,z) + D_z(z)\}$$

$$= \min\{2+1, 7+0\} = 3$$

node x table

		cost to		
		x	y	z
from	x	0	2	7
	y	∞	∞	∞
	z	∞	∞	∞

node y table

		cost to		
		x	y	z
from	x	∞	∞	∞
	y	2	0	1
	z	∞	∞	∞

node z table

		cost to		
		x	y	z
from	x	∞	∞	∞
	y	∞	∞	∞
	z	7	1	0

		cost to		
		x	y	z
from	x	0	2	3
	y	2	0	1
	z	7	1	0

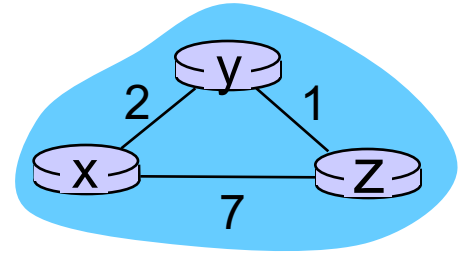
		cost to		
		x	y	z
from	x	0	2	7
	y	2	0	1
	z	7	1	0

		cost to		
		x	y	z
from	x	0	2	7
	y	2	0	1
	z	3	1	0

		cost to		
		x	y	z
from	x	0	2	3
	y	2	0	1
	z	3	1	0

		cost to		
		x	y	z
from	x	0	2	3
	y	2	0	1
	z	3	1	0

		cost to		
		x	y	z
from	x	0	2	3
	y	2	0	1
	z	3	1	0

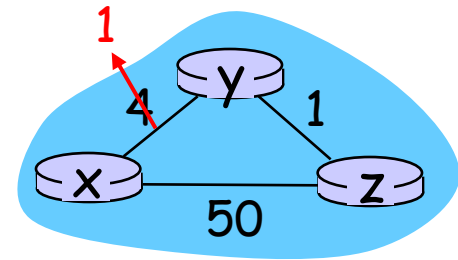


time

Distance vector: link cost changes

link cost changes:

- ❖ node detects local link cost change
- ❖ updates routing info, recalculates distance vector
- ❖ if DV changes, notify neighbors



“good news travels fast”

t_0 : y detects link-cost change, updates its DV, informs its neighbors.

t_1 : z receives update from y , updates its table, computes new least cost to x , sends its neighbors its DV.

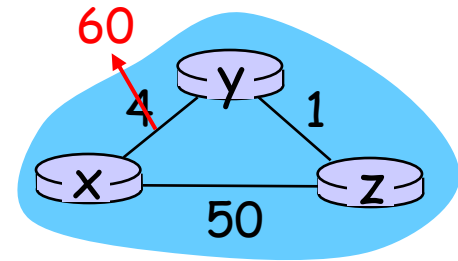
t_2 : y receives z 's update, updates its distance table. y 's least costs do *not* change, so y does *not* send a message to z .

* Check out the online interactive exercises for more examples: http://gaia.cs.umass.edu/kurose_ross/interactive/

Distance vector: link cost changes

link cost changes:

- ❖ node detects local link cost change
- ❖ *bad news travels slow* - “count to infinity” problem!
- ❖ 44 iterations before algorithm stabilizes: see text



poisoned reverse:

- ❖ If Z routes through Y to get to X :
 - Z tells Y its (Z' s) distance to X is infinite (so Y won' t route to X via Z)
- ❖ will this completely solve count to infinity problem?

Comparison of LS and DV algorithms

message complexity

- **LS:** with n nodes, E links, $O(nE)$ msgs sent
- **DV:** exchange between neighbors only
 - convergence time varies

speed of convergence

- **LS:** $O(n^2)$ algorithm requires $O(nE)$ msgs
 - may have oscillations
- **DV:** convergence time varies
 - may be routing loops
 - count-to-infinity problem

robustness: what happens if router malfunctions?

LS:

- node can advertise incorrect *link* cost
- each node computes only its own table

DV:

- DV node can advertise incorrect *path* cost
- each node's table used by others
 - error propagate thru network

Chapter 5: outline

5.1 introduction

5.2 routing protocols

- link state
- distance vector

5.3 intra-AS routing in the Internet: OSPF

5.4 routing among the ISPs: BGP

5.5 The SDN control plane

5.6 ICMP: The Internet Control Message Protocol

5.7 Network management and SNMP

Making routing scalable

our routing study thus far - idealized

- all routers identical
- network “flat”

... *not* true in practice

scale: with billions of destinations:

- can't store all destinations in routing tables!
- routing table exchange would swamp links!

administrative autonomy

- internet = network of networks
- each network admin may want to control routing in its own network

Internet approach to scalable routing

aggregate routers into regions known as “**autonomous systems**” (AS) (a.k.a. “domains”)

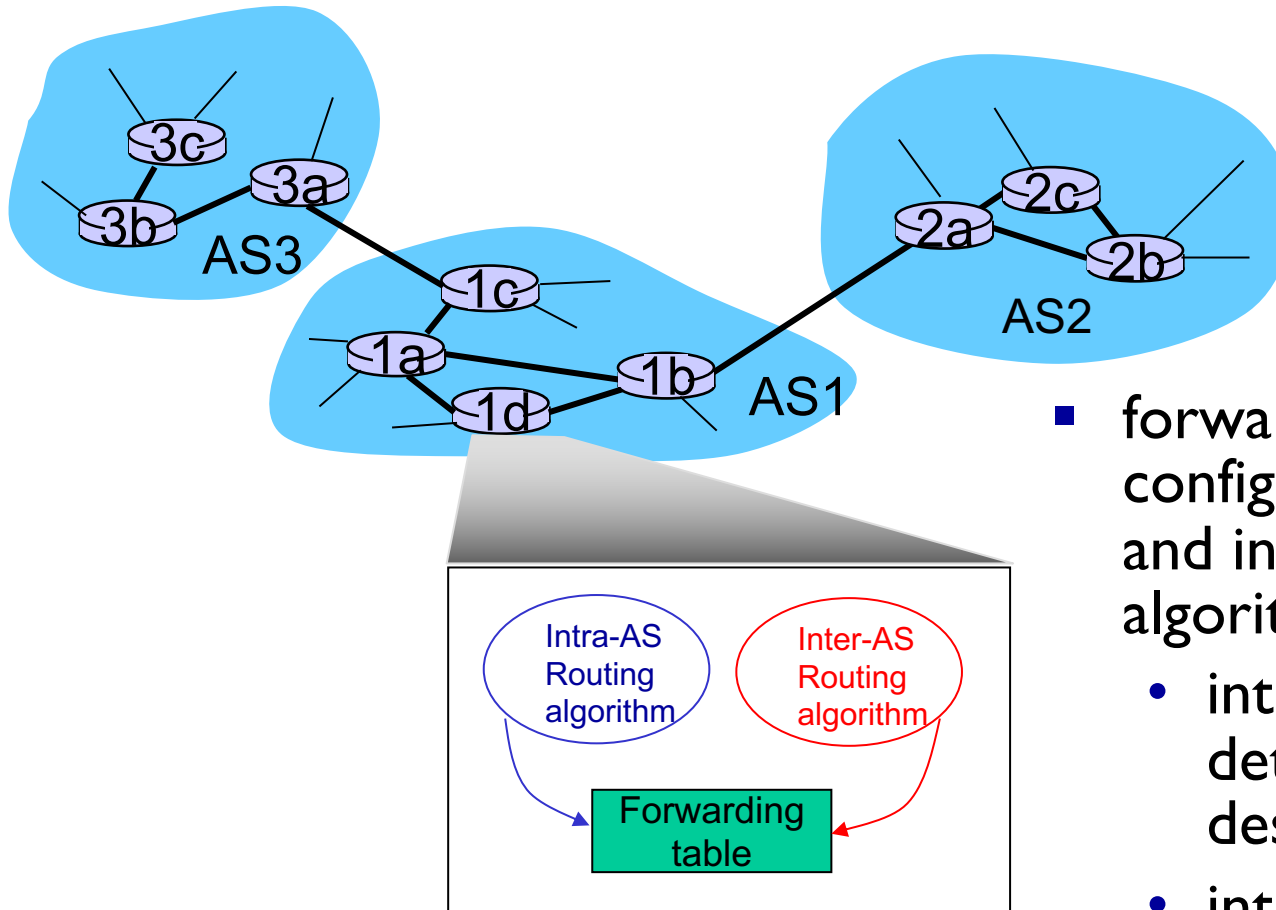
intra-AS routing

- routing among hosts, routers in same AS (“network”)
- all routers in AS must run *same* intra-domain protocol
- routers in *different* AS can run *different* intra-domain routing protocol
- gateway router: at “edge” of its own AS, has link(s) to router(s) in other AS'es

inter-AS routing

- routing among AS'es
- gateways perform inter-domain routing (as well as intra-domain routing)

Interconnected ASes



- forwarding table configured by both intra- and inter-AS routing algorithm
 - intra-AS routing determine entries for destinations within AS
 - inter-AS & intra-AS determine entries for external destinations

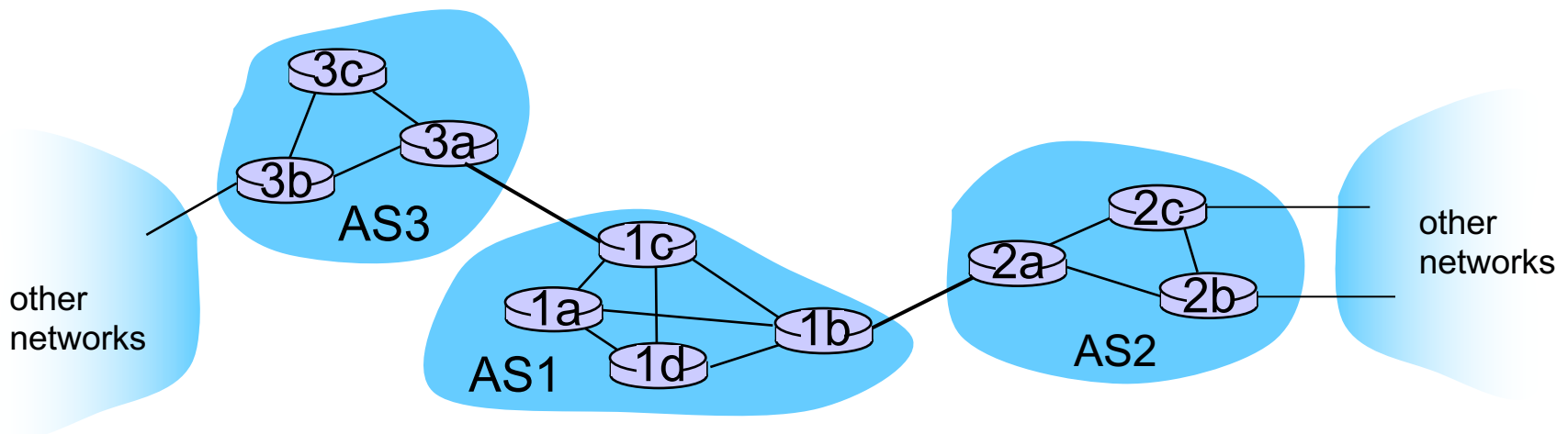
Inter-AS tasks

- suppose router in AS1 receives datagram destined outside of AS1:
 - router should forward packet to gateway router, but which one?

AS1 must:

1. learn which dests are reachable through AS2, which through AS3
2. propagate this reachability info to all routers in AS1

job of inter-AS routing!



Intra-AS Routing

- also known as *interior gateway protocols (IGP)*
- most common intra-AS routing protocols:
 - RIP: Routing Information Protocol
 - OSPF: Open Shortest Path First
 - IGRP: Interior Gateway Routing Protocol (Cisco proprietary for decades, until 2016)

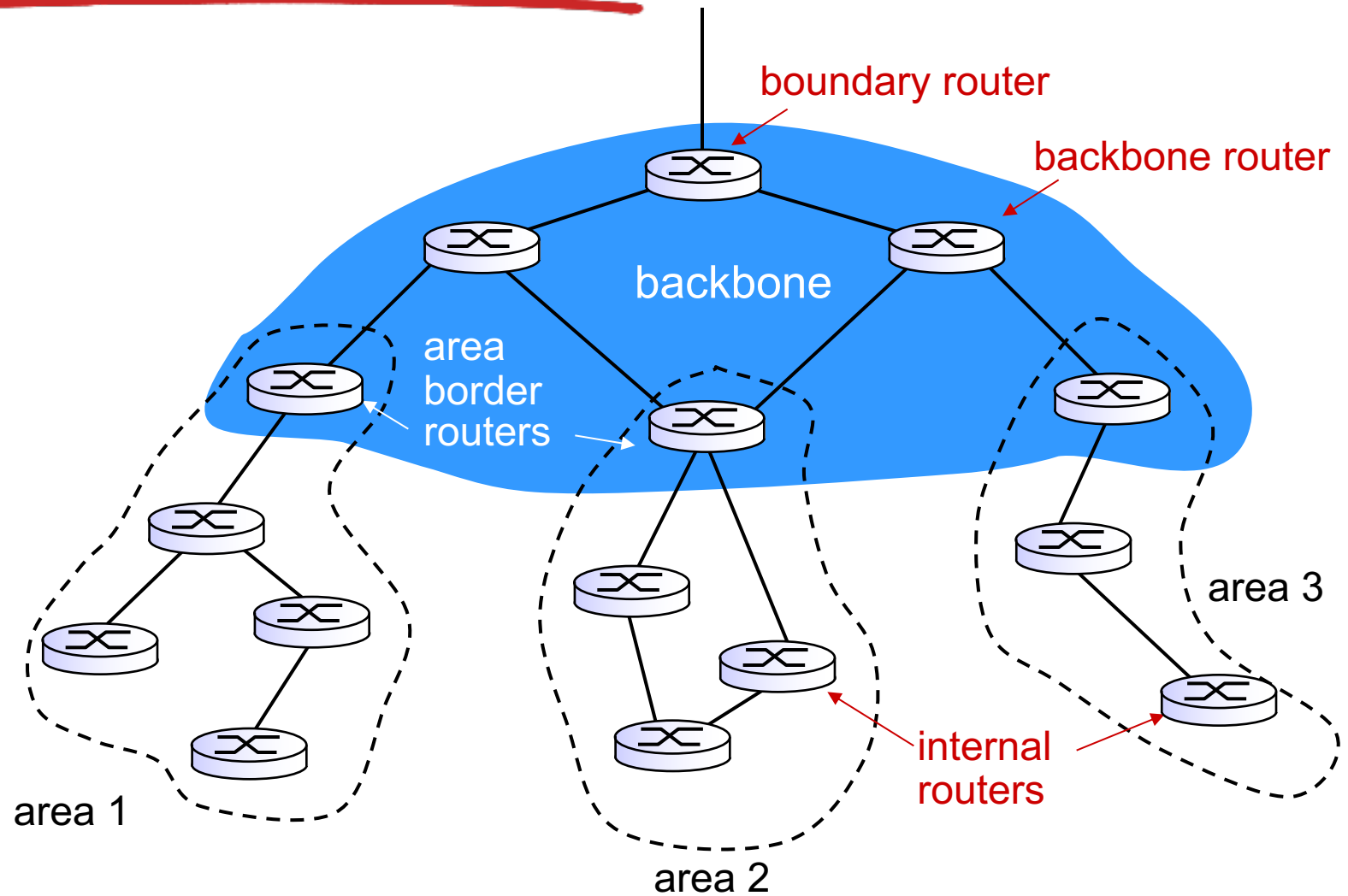
OSPF (Open Shortest Path First)

- “open”: publicly available
- uses link-state algorithm
 - link state packet dissemination
 - topology map at each node
 - route computation using Dijkstra’s algorithm
- router floods OSPF link-state advertisements to all other routers in *entire* AS
 - carried in OSPF messages directly over IP (rather than TCP or UDP)
 - link state: for each attached link

OSPF “advanced” features

- **security**: all OSPF messages authenticated (to prevent malicious intrusion)
- **multiple** same-cost **paths** allowed (only one path in RIP)
- **hierarchical** OSPF in large domains.

Hierarchical OSPF



Hierarchical OSPF

- *two-level hierarchy*: local area, backbone.
 - link-state advertisements only in area
 - each nodes has detailed area topology; only know direction (shortest path) to nets in other areas.
- *area border routers*: “summarize” distances to nets in own area, advertise to other Area Border routers.
- *backbone routers*: run OSPF routing limited to backbone.
- *boundary routers*: connect to other AS' es.

Chapter 5: outline

5.1 introduction

5.2 routing protocols

- link state
- distance vector

5.3 intra-AS routing in the Internet: OSPF

5.4 routing among the ISPs:
BGP

5.5 The SDN control plane


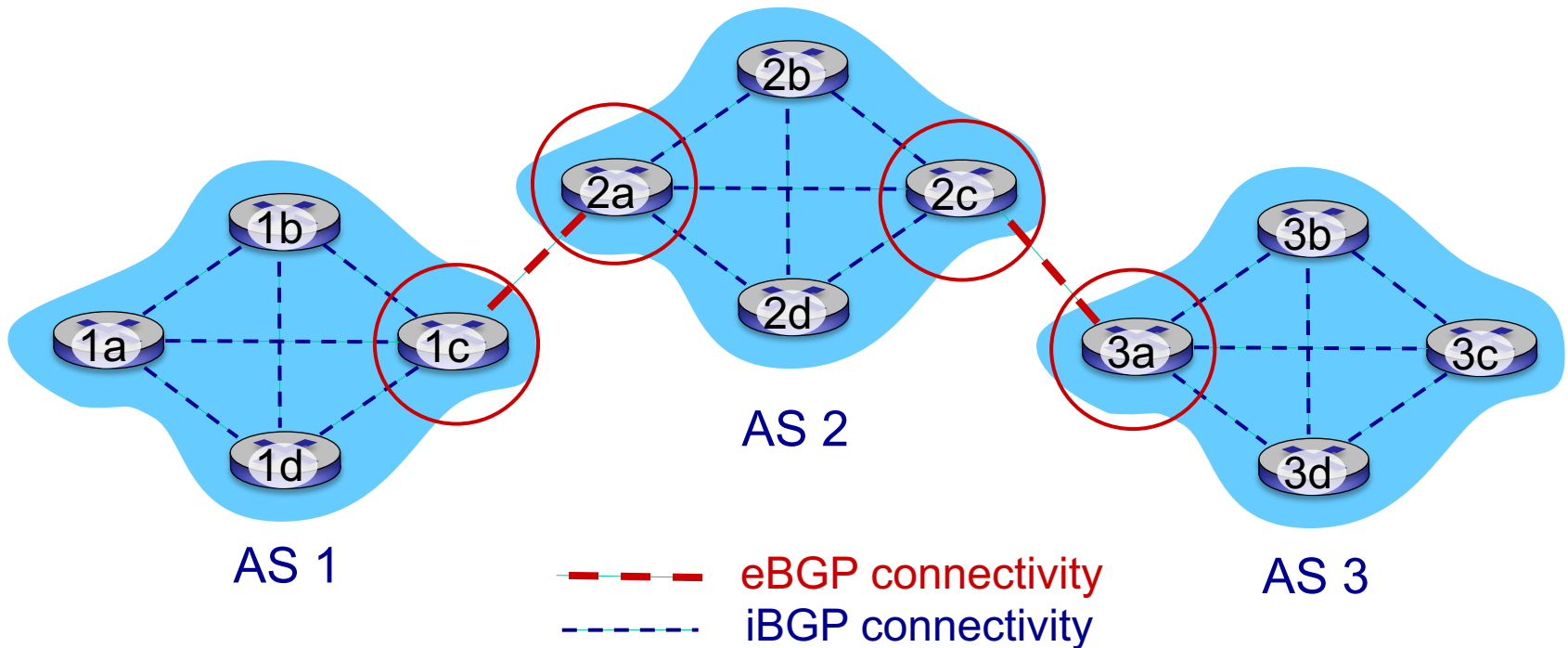
5.6 ICMP: The Internet Control Message Protocol

5.7 Network management and SNMP

Internet inter-AS routing: BGP

- **BGP (Border Gateway Protocol):** *the de facto inter-domain routing protocol*
 - “glue that holds the Internet together”
- BGP provides each AS a means to:
 - **eBGP:** obtain subnet reachability information from neighboring ASes
 - **iBGP:** propagate reachability information to all AS-internal routers.
 - determine “good” routes to other networks based on reachability information and *policy*
- allows subnet to advertise its existence to rest of Internet: *“I am here”*

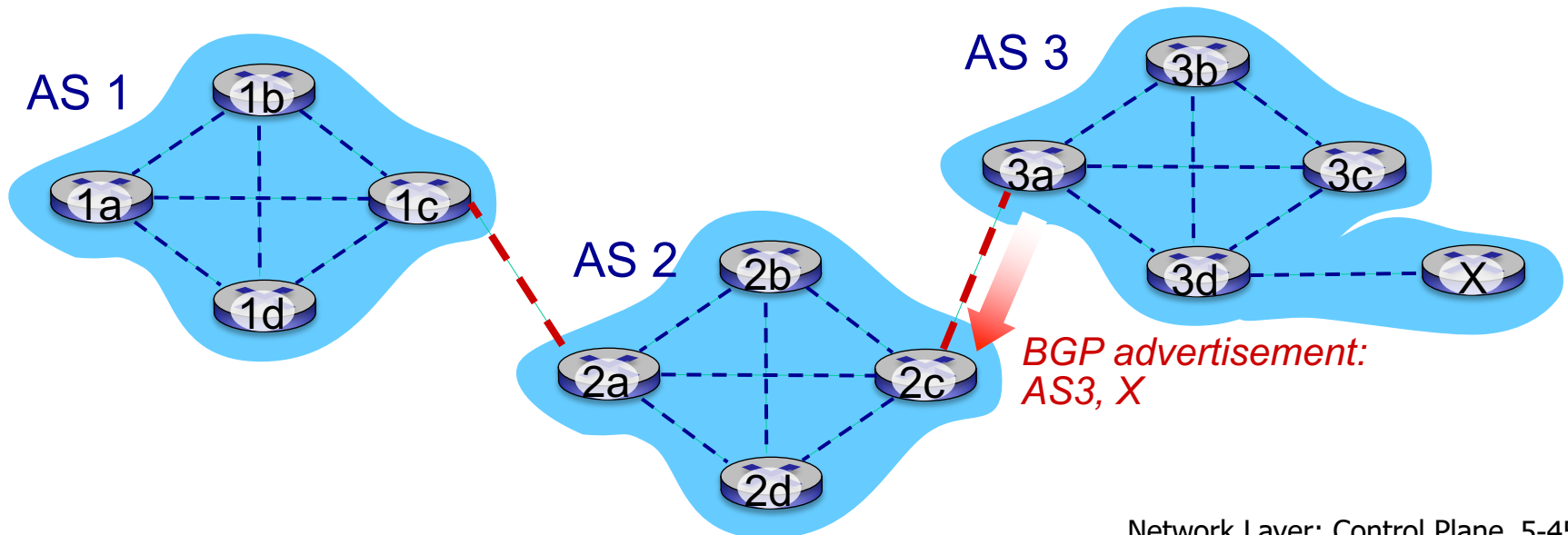
eBGP, iBGP connections



gateway routers run both eBGP and iBGP protocols

BGP basics

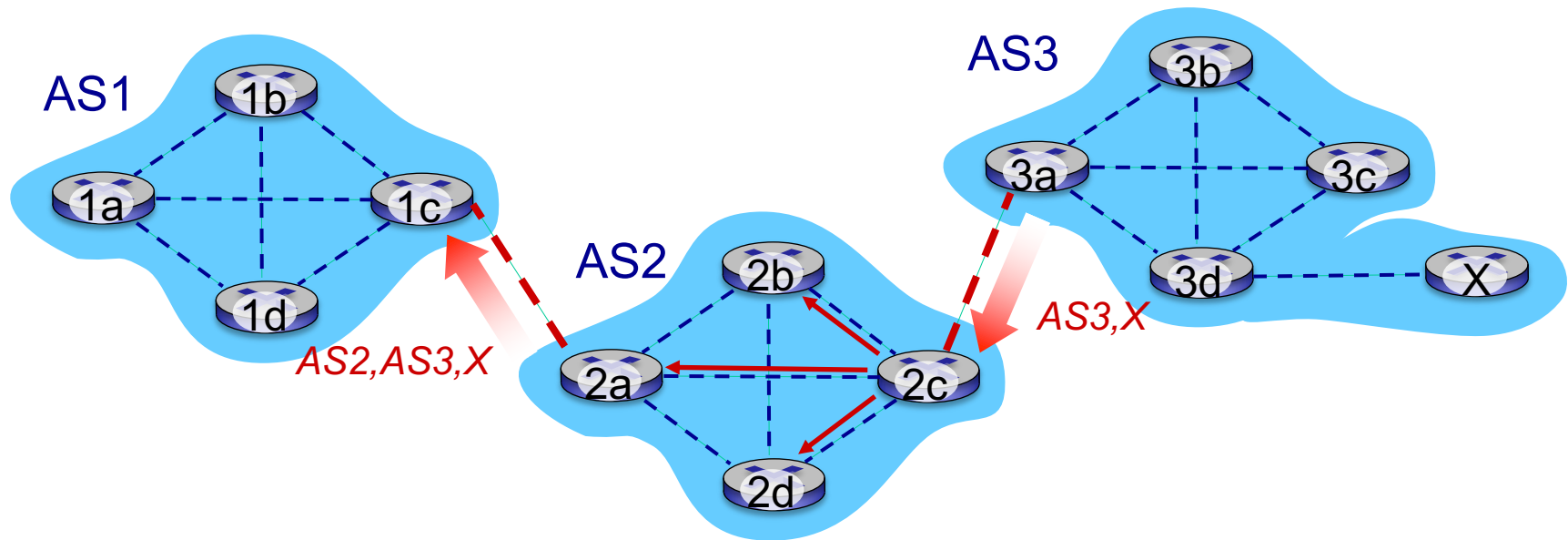
- **BGP session:** two BGP routers (“peers”) exchange BGP messages over semi-permanent TCP connection:
 - advertising *paths* to different destination network prefixes (BGP is a “path vector” protocol)
- when AS3 gateway router 3a advertises path **AS3,X** to AS2 gateway router 2c:
 - AS3 *promises* to AS2 it will forward datagrams towards X



Path attributes and BGP routes

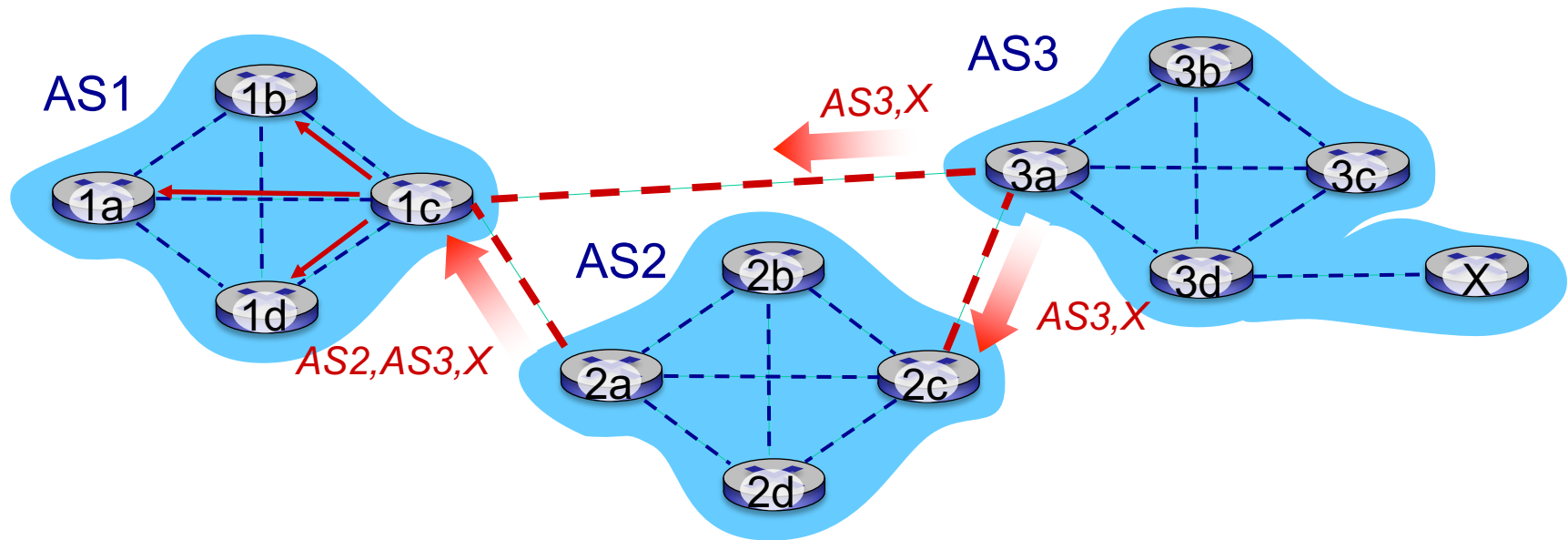
- advertised prefix includes BGP attributes
 - prefix + attributes = “route”
- two important attributes:
 - **AS-PATH**: list of ASes through which prefix advertisement has passed
 - **NEXT-HOP**: IP address of the router interface that begins the AS-PATH
- **Policy-based routing**:
 - gateway receiving route advertisement uses *import policy* to accept/decline path (e.g., never route through AS Y).
 - AS policy also determines whether to *advertise* path to other neighboring ASes

BGP path advertisement



- AS2 router 2c receives path advertisement **AS3,X** (via eBGP) from AS3 router 3a
- Based on AS2 policy, AS2 router 2c accepts path **AS3,X**, propagates (via iBGP) to all AS2 routers
- Based on AS2 policy, AS2 router 2a advertises (via eBGP) path **AS2, AS3, X** to AS1 router 1c

BGP path advertisement

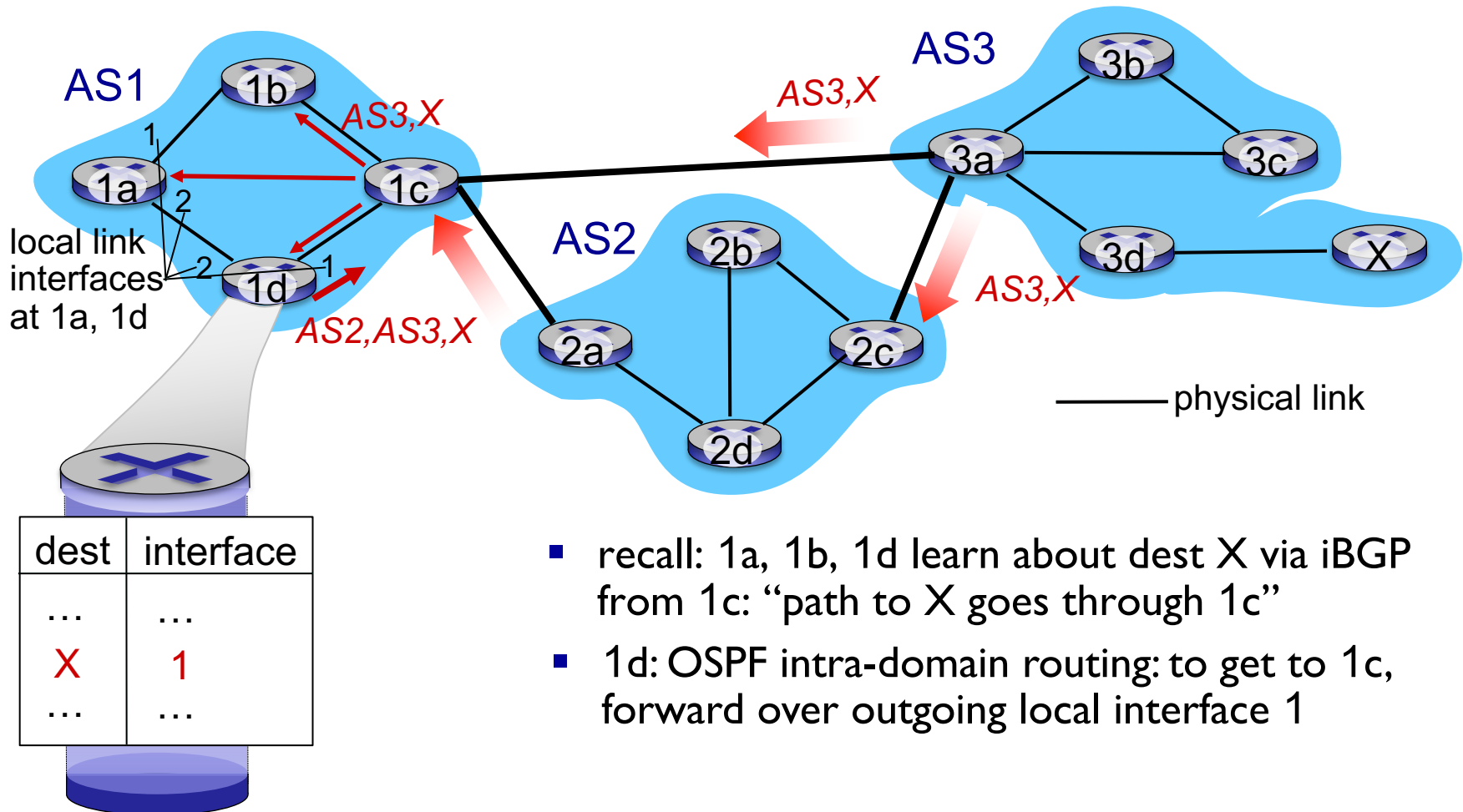


gateway router may learn about **multiple** paths to destination:

- AS1 gateway router 1c learns path *AS2,AS3,X* from 2a
- AS1 gateway router 1c learns path *AS3,X* from 3a
- Based on policy, AS1 gateway router 1c chooses path *AS3,X*, and *advertises path within AS1 via iBGP*

BGP, OSPF, forwarding table entries

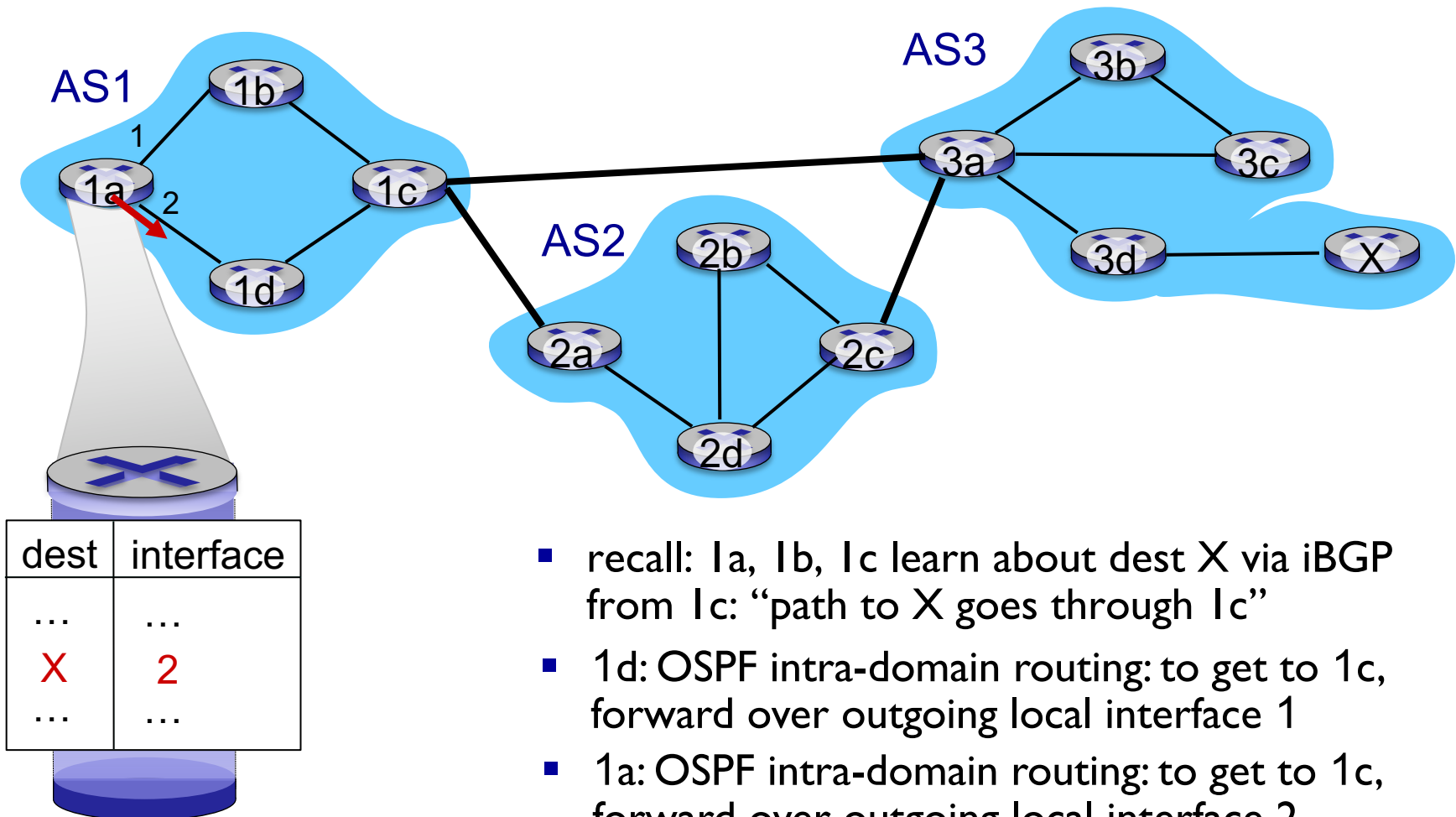
Q: how does router set forwarding table entry to distant prefix?



- recall: 1a, 1b, 1d learn about dest X via iBGP from 1c: “path to X goes through 1c”
- 1d: OSPF intra-domain routing: to get to 1c, forward over outgoing local interface 1

BGP, OSPF, forwarding table entries

Q: how does router set forwarding table entry to distant prefix?

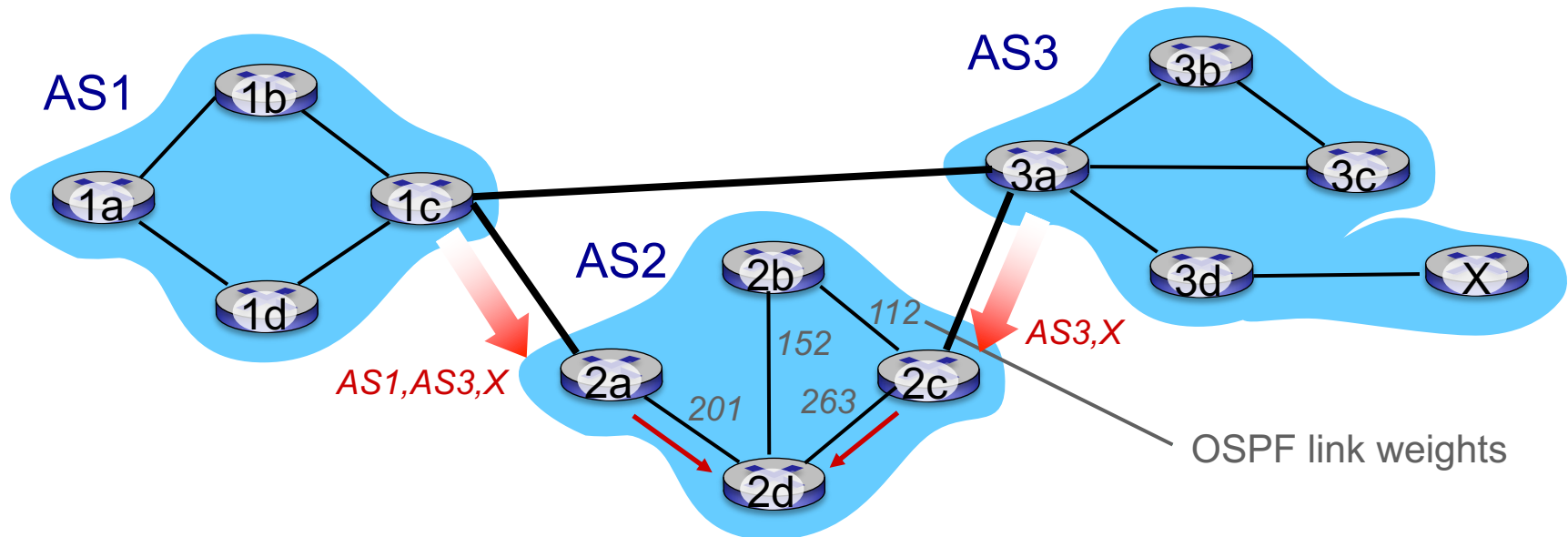


- recall: 1a, 1b, 1c learn about dest X via iBGP from 1c: “path to X goes through 1c”
- 1d: OSPF intra-domain routing: to get to 1c, forward over outgoing local interface 1
- 1a: OSPF intra-domain routing: to get to 1c, forward over outgoing local interface 2

BGP route selection

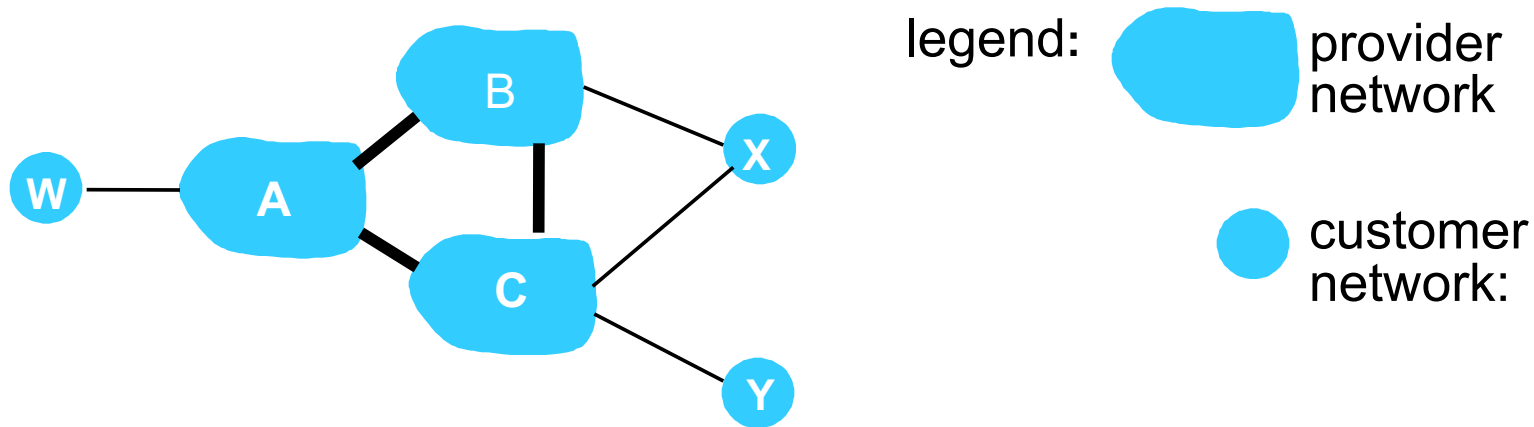
- router may learn about more than one route to destination AS, selects route based on:
 1. local preference value attribute: policy decision
 2. shortest AS-PATH
 3. closest NEXT-HOP router: hot potato routing
 4. additional criteria

Hot Potato Routing



- 2d learns (via iBGP) it can route to X via 2a or 2c
- *hot potato routing*: choose local gateway that has least intra-domain cost (e.g., 2d chooses 2a, even though more AS hops to X): don't worry about inter-domain cost!

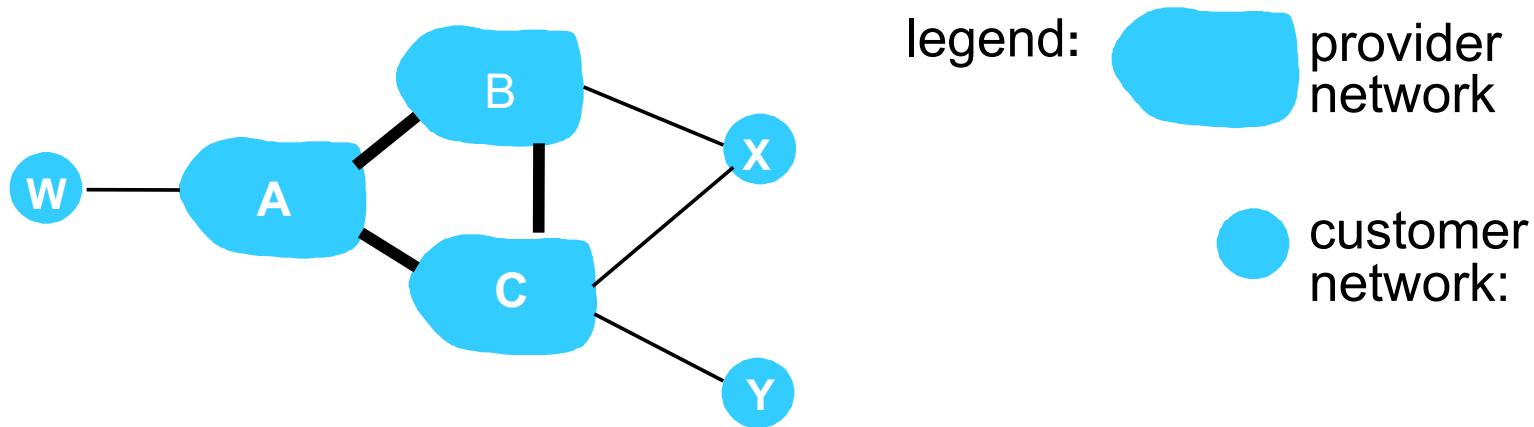
BGP: achieving policy via advertisements



Suppose an ISP only wants to route traffic to/from its customer networks (does not want to carry transit traffic between other ISPs)

- A advertises path Aw to B and to C
- B *chooses not to advertise* BAw to C:
 - B gets no “revenue” for routing CBAw, since none of C, A, w are B’s customers
 - C does not learn about CBAw path
- C will route CAw (not using B) to get to w

BGP: achieving policy via advertisements



Suppose an ISP only wants to route traffic to/from its customer networks (does not want to carry transit traffic between other ISPs)

- A,B,C are *provider networks*
- X,W,Y are customer (of provider networks)
- X is *dual-homed*: attached to two networks
- *policy to enforce*: X does not want to route from B to C via X
 - .. so X will not advertise to B a route to C

Why different Intra-, Inter-AS routing ?

policy:

- inter-AS: admin wants control over how its traffic routed, who routes through its net.
- intra-AS: single admin, so no policy decisions needed

scale:

- hierarchical routing saves table size, reduced update traffic

performance:

- intra-AS: can focus on performance
- inter-AS: policy may dominate over performance

Chapter 5: outline

5.1 introduction

5.2 routing protocols

- link state
- distance vector

5.3 intra-AS routing in the Internet: OSPF

5.4 routing among the ISPs: BGP

5.5 The SDN control plane

5.6 ICMP: The Internet Control Message Protocol

5.7 Network management and SNMP

Chapter 5: outline

5.1 introduction

5.2 routing protocols

- link state
- distance vector

5.3 intra-AS routing in the Internet: OSPF

5.4 routing among the ISPs: BGP

5.5 The SDN control plane

5.6 ICMP: The Internet Control Message Protocol

5.7 Network management and SNMP

ICMP: internet control message protocol

- used by hosts & routers to communicate network-level information
 - error reporting: unreachable host, network, port, protocol
 - echo request/reply (used by ping)
- network-layer “above” IP:
 - ICMP msgs carried in IP datagrams
- **ICMP message:** type, code plus first 8 bytes of IP datagram causing error

<u>Type</u>	<u>Code</u>	<u>description</u>
0	0	echo reply (ping)
3	0	dest. network unreachable
3	1	dest host unreachable
3	2	dest protocol unreachable
3	3	dest port unreachable
3	6	dest network unknown
3	7	dest host unknown
4	0	source quench (congestion control - not used)
8	0	echo request (ping)
9	0	route advertisement
10	0	router discovery
11	0	TTL expired
12	0	bad IP header

Chapter 5: outline

5.1 introduction

5.2 routing protocols

- link state
- distance vector

5.3 intra-AS routing in the Internet: OSPF

5.4 routing among the ISPs: BGP


5.5 The SDN control plane

5.6 ICMP: The Internet Control Message Protocol

5.7 Network management and SNMP

What is network management?

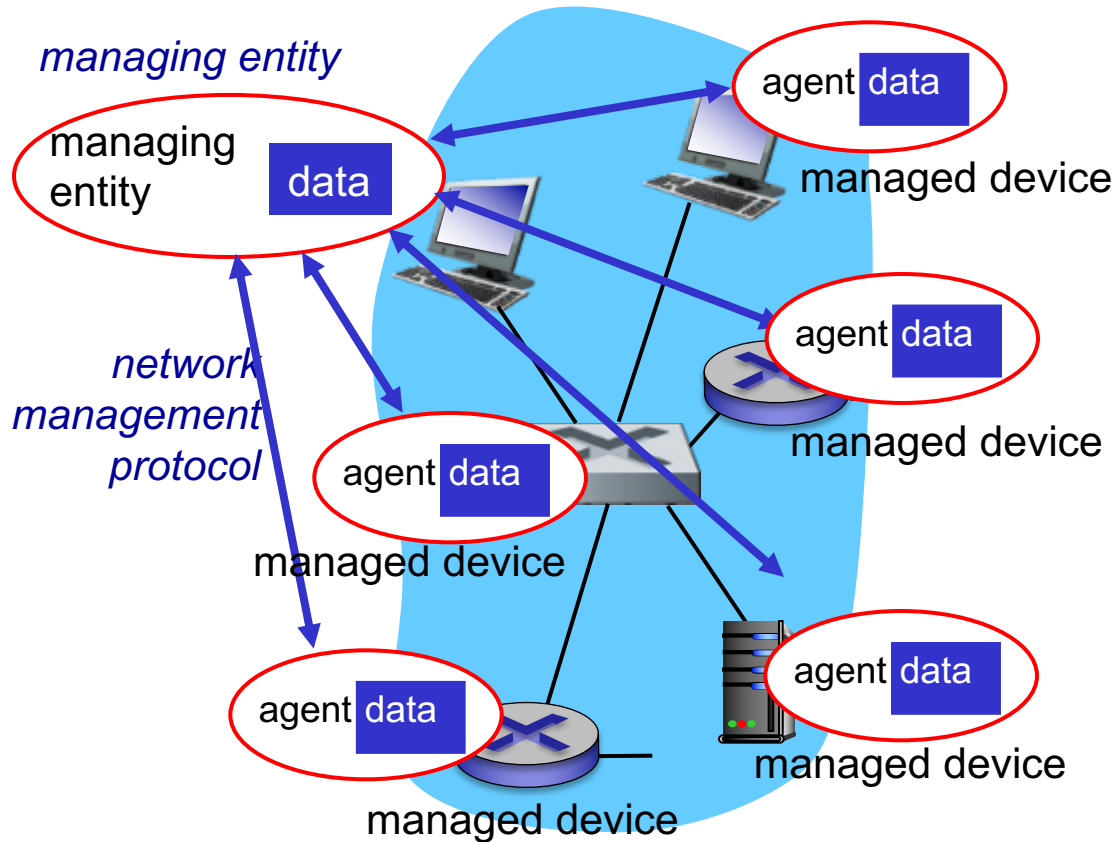
- **autonomous systems** (aka “network”): 1000s of interacting hardware/software components
- other complex systems requiring monitoring, control:
 - jet airplane
 - nuclear power plant
 - others?



"**Network management** includes the deployment, integration and coordination of the hardware, software, and human elements to monitor, test, poll, configure, analyze, evaluate, and control the network and element resources to meet the real-time, operational performance, and Quality of Service requirements at a reasonable cost."

Infrastructure for network management

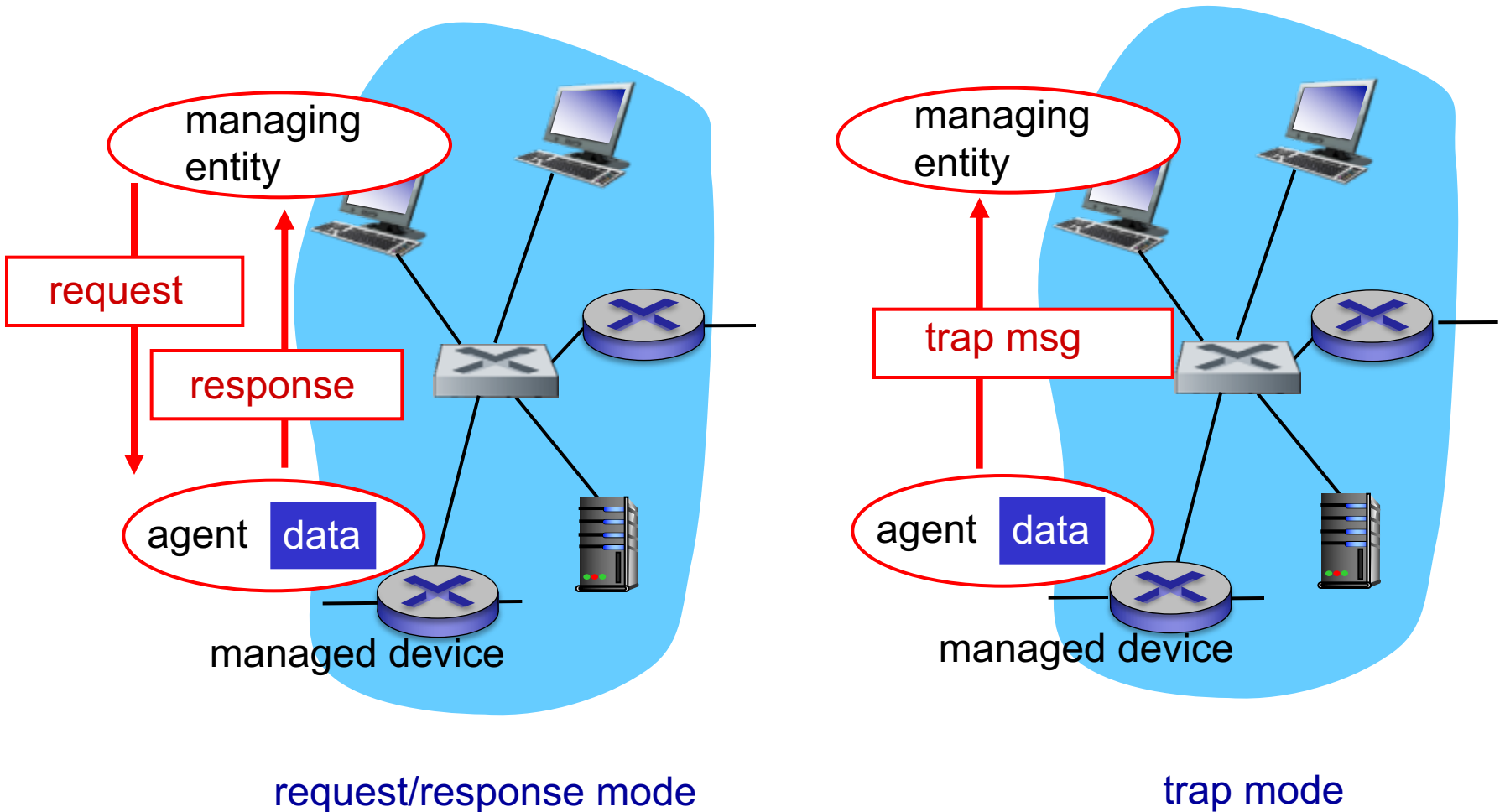
definitions:



managed devices contain *managed objects* whose data is gathered into a **Management Information Base (MIB)**

SNMP protocol

Two ways to convey MIB info, commands:



request/response mode

trap mode

Chapter 5: summary

we've learned a lot!

- approaches to network control plane
 - per-router control (traditional)
 - logically centralized control (software defined networking)
- traditional routing algorithms
 - implementation in Internet: OSPF, BGP
- SDN controllers
 - implementation in practice: ODL, ONOS
- Internet Control Message Protocol
- network management

next stop: link layer!